






Operational Guide for Brushless Servo Motor

Speed Setting:- Speed will appear on screen when you turn on motor. Press  or  to increase or decrease speed respectively.



Rotational Direction Setting:- Press button  for about 5 seconds. Stop pressing when  appears on screen. Rotational direction has been changed.

Needle Position Setting:- Press button  like a click and look at the screen.


 = upward


 = downward

(Synchronizer need to be installed to use this function)

Restore Factory Setting:- Press button  for 5 seconds. Stop pressing when  appears on screen. Factory setting has been restored.

Problems and their Solution::

 This error occurs when there is high/low voltage or high /low flow of current through circuit. Check your voltage and make it appropriate if high/low. Restore factory setting. If problem still persists then please send it for repair.

 Check all wires are well connected or not. Or there may be a fault in hall sensor device in motor. Check all wires, secure the circuit and Restore factory setting. If problem still persists then please send it for repair .